

SWALE REPLACEMENT DETAIL

THIS DETAIL IS NOT TO BE USED FOR PERMIT SUBMITTALS.

PLEASE USE THE GENERAL STANDARD DETAIL BELOW FOR SUBMITTAL.

NOTE:

1. SOD SHALL BE PLACED PER SPECIFICATIONS.
2. STANDARD MAXIMUM SWALE DEPTH SHALL BE 9" AND MINIMUM 6".
3. OFFSET BOTTOM OF SWALE AS REQUIRED. DEEPER SWALES MAY BE APPROVED BY THE DEPARTMENT FOR SPECIFIC SITE CONDITIONS.
4. 12" FLAT AT BOTTOM OF SWALE MAY BE OMITTED WHEN REQUIRED TO ATTAIN MAXIMUM 4:1 SLOPES.
5. DEEPER SWALES MAY BE APPROVED BY THE DEPARTMENT FOR SPECIFIC SITE CONDITIONS.
6. SWALES MUST BE INSPECTED AND APPROVED BY UTILITIES PRIOR TO INSTALLING SOD.



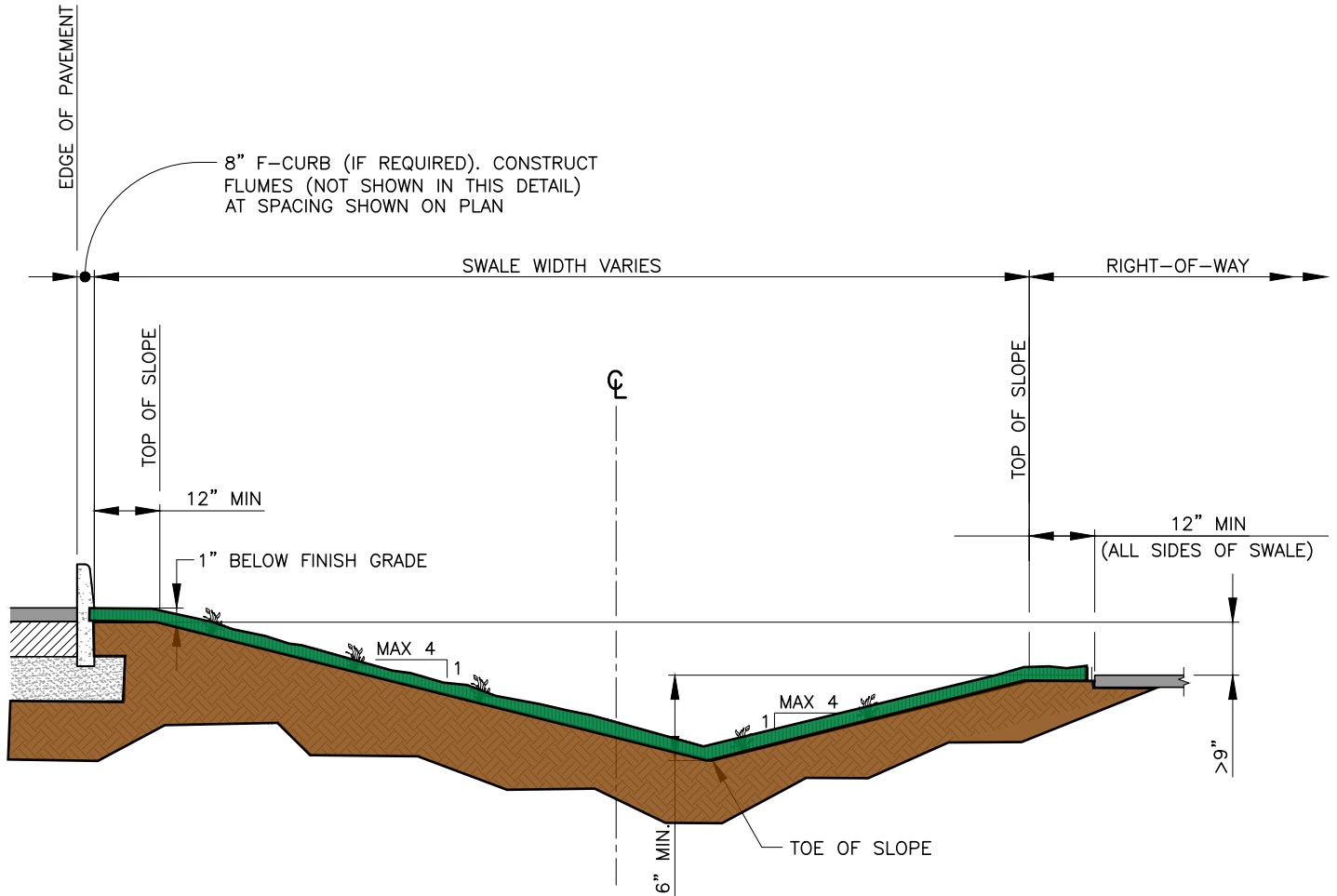
UTILITIES
ENGINEERING DIVISION

BOYNTON BEACH UTILITIES DEPARTMENT CONSTRUCTION STANDARDS & DETAILS

COLORIZED FOR RESIDENT COMPREHENSION
SWALE REPLACEMENT DETAIL
NOT TO BE USED FOR CONSTRUCTION

NOT TO SCALE	EFF. DATE 05/24
PAGE NUMBER D-10	

\\cadd\UTIL CADD Gis\Map and Drawings from Share Drive\CBB Revised Standards in Layouts\Transfer\2024 Revisions\Drainage Details - 2024.dwg



OFFSET SWALE REPLACEMENT DETAIL

NOTES:

1. SOD SHALL BE PLACED PER SPECIFICATIONS.
2. MAXIMUM SWALE DEPTH SHALL BE 9" AND MINIMUM 6".
3. PROVIDE POSITIVE SLOPE OFF THE ROAD, 12" MINIMUM FLAT.
4. MAINTAIN MAXIMUM 4:1 SLOPES ON EACH SIDE OF SWALE.
5. 12" FLAT AT BOTTOM OF SWALE MAY BE OMITTED WHEN REQUIRED TO ATTAIN MAXIMUM 4:1 SLOPES.
6. OFFSET BOTTOM OF SWALE AS REQUIRED. DEEPER SWALES MAY BE APPROVED BY THE DEPARTMENT FOR SPECIFIC SITE CONDITIONS.
7. DETAIL APPLICABLE FOR NARROW AREAS AND ELEVATION DIFFERENCES BETWEEN SIDEWALK AND EDGE OF PAVEMENT >9"
8. SWALES MUST BE INSPECTED AND APPROVED BY UTILITIES PRIOR TO INSTALLING SOD.

**THIS DETAIL IS NOT TO BE USED
FOR PERMIT SUBMITTALS.**

**PLEASE USE THE GENERAL
STANDARD DETAIL BELOW FOR
SUBMITTAL.**



UTILITIES
ENGINEERING DIVISION

BOYNTON BEACH UTILITIES DEPARTMENT CONSTRUCTION STANDARDS & DETAILS

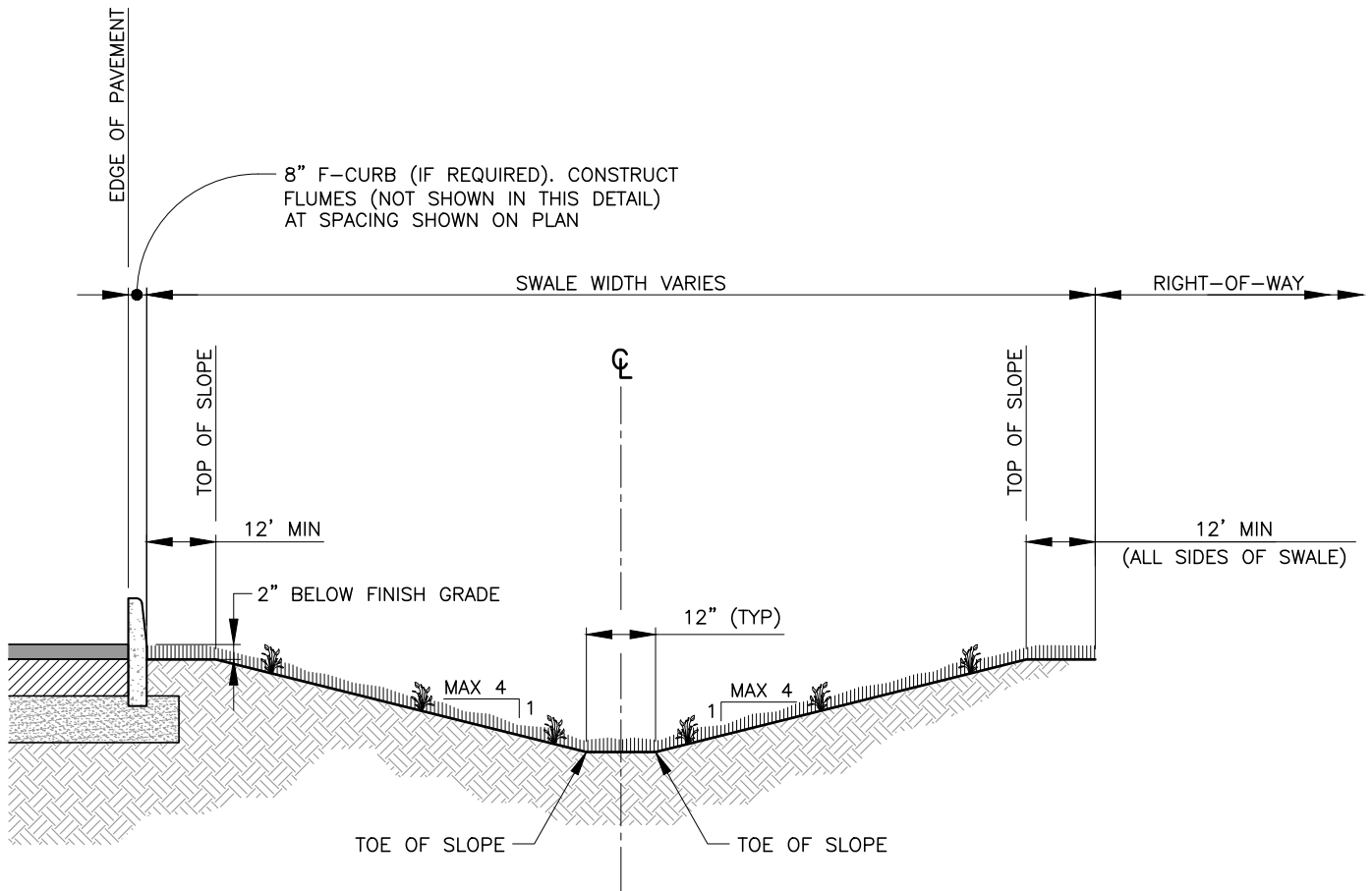
COLORIZED FOR RESIDENT COMPREHENSION
OFFSET SWALE REPLACEMENT DETAIL
NOT TO BE USED FOR CONSTRUCTION

NOT TO
SCALE

EFF. DATE
05/24

PAGE NUMBER
D-10A

\\cadd\UTIL CADD Gis\Map and Drawings from Share Drive\CBB Revised Standards in Layouts\Transfer\2024 Revisions\Drainage Details - 2024.dwg



SWALE REPLACEMENT DETAIL

NOTE:

1. SOD SHALL BE PLACED PER SPECIFICATIONS.
2. STANDARD MAXIMUM SWALE DEPTH SHALL BE 9" AND MINIMUM 6".
3. OFFSET BOTTOM OF SWALE AS REQUIRED. DEEPER SWALES MAY BE APPROVED BY THE DEPARTMENT FOR SPECIFIC SITE CONDITIONS.
4. 12" FLAT AT BOTTOM OF SWALE MAY BE OMITTED WHEN REQUIRED TO ATTAIN MAXIMUM 4:1 SLOPES.
5. DEEPER SWALES MAY BE APPROVED BY THE DEPARTMENT FOR SPECIFIC SITE CONDITIONS.
6. SWALES MUST BE INSPECTED AND APPROVED BY UTILITIES PRIOR TO INSTALLING SOD.



UTILITIES
ENGINEERING DIVISION

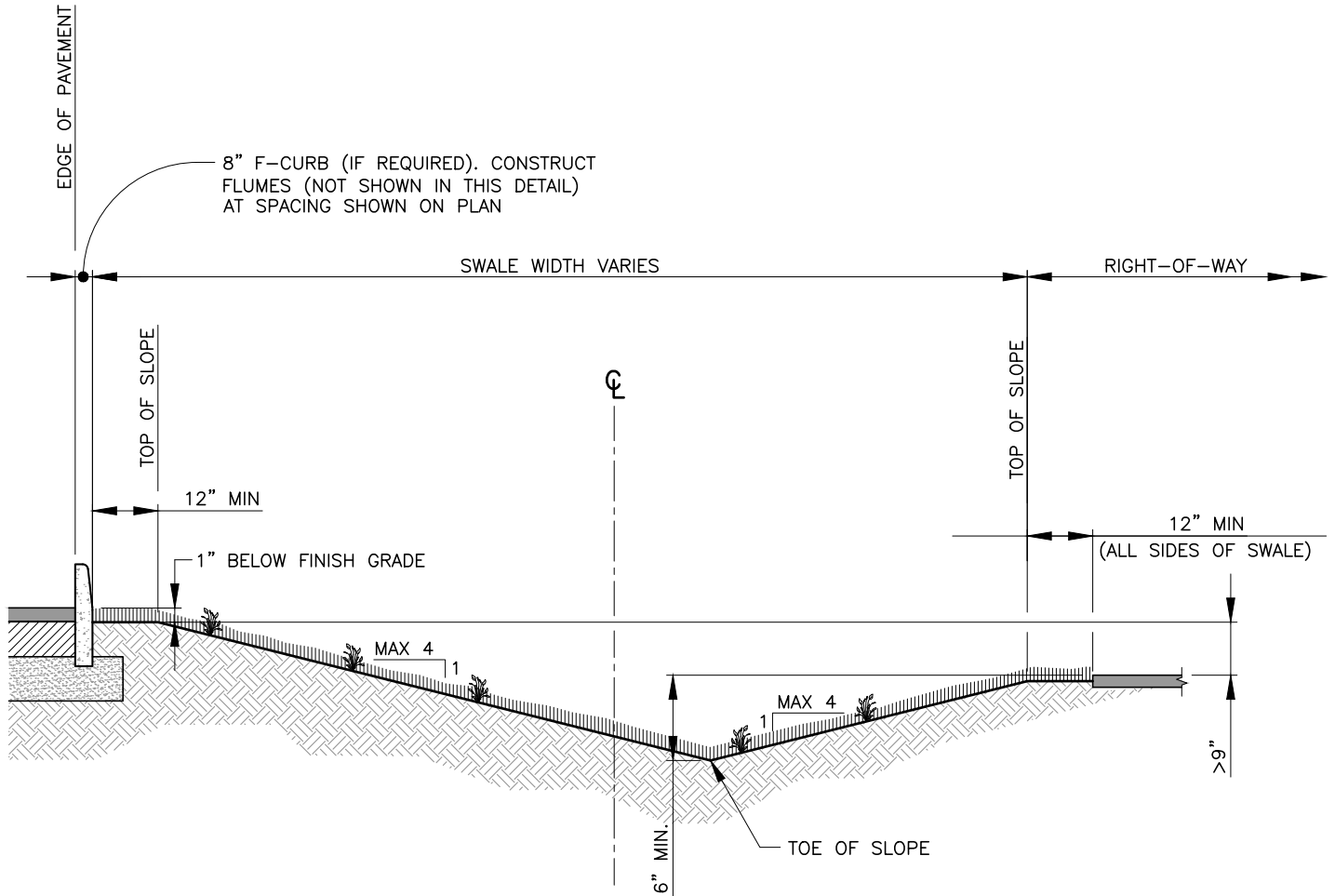
BOYNTON BEACH UTILITIES DEPARTMENT CONSTRUCTION STANDARDS & DETAILS

SWALE REPLACEMENT DETAIL

NOT TO SCALE EFF. DATE
05/24

PAGE NUMBER
D-10

\\cadd\UTIL CADD Gis\Map and Drawings from Share Drive\CBB Revised Standards in Layouts\Transfer\2024 Revisions\Drainage Details - 2024.dwg



OFFSET SWALE REPLACEMENT DETAIL

NOTES:

1. SOD SHALL BE PLACED PER SPECIFICATIONS.
2. MAXIMUM SWALE DEPTH SHALL BE 9" AND MINIMUM 6".
3. PROVIDE POSITIVE SLOPE OFF THE ROAD, 12" MINIMUM FLAT.
4. MAINTAIN MAXIMUM 4:1 SLOPES ON EACH SIDE OF SWALE.
5. 12" FLAT AT BOTTOM OF SWALE MAY BE OMITTED WHEN REQUIRED TO ATTAIN MAXIMUM 4:1 SLOPES.
6. OFFSET BOTTOM OF SWALE AS REQUIRED. DEEPER SWALES MAY BE APPROVED BY THE DEPARTMENT FOR SPECIFIC SITE CONDITIONS.
7. DETAIL APPLICABLE FOR NARROW AREAS AND ELEVATION DIFFERENCES BETWEEN SIDEWALK AND EDGE OF PAVEMENT >9"
8. SWALES MUST BE INSPECTED AND APPROVED BY UTILITIES PRIOR TO INSTALLING SOD.



UTILITIES
ENGINEERING DIVISION

BOYNTON BEACH UTILITIES DEPARTMENT CONSTRUCTION STANDARDS & DETAILS

OFFSET SWALE REPLACEMENT DETAIL

NOT TO SCALE EFF. DATE
05/24

PAGE NUMBER
D-10A